





GDLO\ URXWLQHV

6HUYL:FHZLOO GHYHORS SRVLWLYH UHODWLRQVKLSV ZLWK VF

b Q@ -3, !!L€ D,

# 7DEOH RI &RQWHQWV

&RPSUHKHQVLYH 1HHGV \$VVHVVP HQW

'HPRJUDSKLFV

6WXGHQW \$FDGHPLF \$FKLHYHP HQW

6FKRRO 3URFHVVHV 3URJUDPV

3HUFHSWLRQV

3ULRULW\ 3UREOHP 6WDWHPHQWV

&RPSUHKHQVLYH 1HHGV \$VVHVVP HQW 'DWD 'RFXPHQWDWLRQ

\*RDOV

\*RDO 16( ZLOO SURYLGH D VDIH SURGXFWLYH DQG KHDOWK\ OHDUQLQJ ZRUNLQ

\*RDO 16( ZLOO SURYLGH LQIRUPDWLRQ DQG RSSRUWXQLWLHV WR DVVLVW VWXQ

\*RDO 16( ZLOO HQVXUH VWXGHQW JURZWK LQ WHVWHG DUHDV

\*RDO 16( ZLOO HQVXUH VWXGHQWV DUH SURYLGHG TXDOLW\ HQULFKPHQW H[WLQ

\*RDO 16( ZLOO KDYH D RU KLJKHU VWDII DWWHQGDFH UDWH

\*RDO 16( ZLOO SURYLGH RSSRUWXQLWLHV IRU SDUHQWDO FRPPXQLW\ LQYROYH

\*RDO 16( ZLOO HQVXUH KLJK TXDOLW\ VWDII LV HPSOR\HG

\*RDO 16( ZLOO SURYLGHG VXSHULRU RSHUDWLRQDO VHUULFHV WR EHVW VXSSR

\*RDO 16( ZLOO DFKLHYH D RU KLJKHU VWXGHQW DWWHQGDFH UDWH XWLQ

7LWOH , 6FKRROZLGH (OHPHQWV

((0(17 6:3 &2035(+ (16,9( 1(('6 \$66(660(17 &1\$

&RPSUHKHQVLYH 1HHGV \$VVHVVP HQW

((0(17 6:3 &\$0386 ,03529(0(17 3/\$1 &,3

&DPSXV ,PSURYHPHQW 3ODQ GHYHORSHG ZLWK DSSURSULDWH VWDNKHROGHU

5HJXODU PRQLWRULQJ DQG UHYLVLRQ

\$YDLODEOH WR SDUHQWV DQG FRPPXQLW\ LQ DQ XQGHUVWDQGDEOH IRUPDW

2SSRUWXQLWLHV IRU DOO FKLOGUHQ WR PHHW 6WDWH VWDQGUGV

,QFUHDVHG OHDUQLQJ WLP DQG ZHOORXQG HGXFDWLRQ

\$GGUHVQHHGV RI DOO VWXGHQWV SDUWLFXODUO\ DW ULVN

((0(17 3\$5(17 \$1' )\$0,/< (1\*\$\*(0(17 3)( P



- ,GHQWLI\LQJ RXU ORZ VRFLDO HFRQRPLF VWXGHQWV DQG HQVXULQJ WKDW WKH
- (QVXULQJ WKDW DOO VWXGHQW JHW IUHH EUHDNIDVW DQG OXQFK DV ZHOO DV
- 0RUH VWXGHQWV LQ DOO VXESRSV DUH EHLQJ LGHQWLILHG \*7

Problem Statements Identifying Demographics Needs

Problem Statement 1 &DPSXV (QUROOPHQW QXPEHUV KDYH LQFBODVHG WKH DQGHORWHUDW\ (OHPHQWDU\ RQ D 6KDUHG 5HVLGHQF\ \$IILGDYLW KDV LQFUHDVHG RYHU WKH ODVW

Problem Statement 2 1RUWK 6KRUH (OHPHQWDU\ FRQWLQXH WR HQVXUHWKDW ZHUKDQW\ WKH YDOXH LQ EXLOGGLQJ WKH SDUWQHUVKLS ZLWK WKH WHDFKHU

# Student Academic Achievement

Student Academic Achievement Summary

WK \*UDGH 0DWK

RI 6WXGH\$Q\$UVRDFK\$H\$HWV 0DVWHUV

WK \*UDGH 0DWK

RI 6WXGH\$Q\$UVRDFK\$H\$HWV 0DVWHUV

WK \*UDGH :ULWLQJ

RI 6WXGH\$Q\$UVRDFK\$H\$HWV 0DVWHUV

WK \*UDGH 6FLHQFH

RI 6WXGH\$Q\$UVRDFK\$H\$HWV 0DVWHUV

Student Academic Achievement Strengths

6FKRRO VXSSRUW VHVLRQV ZLWK &DPSXV ,QVWUXFWLRQDO &RDFKHV WR DVVL



- ,3\$' ,PSOHPHQWDWLRQ
- 'DWD 'ULYHQ 'HFLVLRQ PDNLQJ E\ DGPLQLVWUDWRUV WHDFKHUV DQG &,&V  
3URJUHVV 0RQLWRULQJ

# School Processes & Programs

## School Processes & Programs Summary

7KLV \H DU 16( KDV IRUPHG D FRPPLWWHH WKDW KDV WKH VSHFLILF GXW\ RI HQVXU  
&HQWXU\ /H DUQLQJ 6NLOOV :H HQVXUH WKDW WHDFKHUV DUH LPSOHPHQWLQJ WKI

SURJUDPV .XUJZHLO HWF DQG UHVRXUFHV OLJKWVSHHG HWF LV QRW D SULRI

# Perceptions

## Perceptions Summary

16( KDV D IDPLO\ RULHQWHG FDPSXV FXOWXUH GXH WR LWV RSHQ GRRU SROLF\ WF  
PDQ\ DFWLYLWLHV DURXQG WKH FDPSXV 7KH VWXGHQWV HQMR\ SDUWLFLSDWLQJ I  
WKG )D•O )HR'`€ @PÀ

# Priority Problem Statements

Problem Statement 1 & DPSXV (QUROOPHQW QXPEHUV KDYH LQFUHDVHG VWHDGLO\ RYHU W  
Root Cause 1 7KH VWXGHQWV DWWHQGLQJ 1RUWK 6KRUH (OHPHQWU\ RQ D 6KDUHG 5H)  
Problem Statement 1 Areas 'HPRJUDSKLFV

Problem Statement 2 1RUWK 6KRUH (OHPHQWU\ FRQLQXHV WR HQVXUH WKDW ZH KDYH D  
Root Cause 2 3DUHQWV GR QRW VHH WKH YDOXH LQ EXLOGGLQJ WKH SDUWQHUVKLS ZLWI  
Problem Statement 2 Areas 'HPRJUDSKLFV

Problem Statement 3 2XU 6FLHQFH VFRUHV KDYH LQFUHDVHG VOLJKWO\ RYHU WKH ODVW W  
Root Cause 3 WK JUDGH 0DWK 6FLHQFH WHDFKHUV QHGH WR WDNH RZQHUVKLS RI 6FLH  
FRQFHSWV  
Problem Statement 3 Areas 6WXGHQW \$FDGHPLF \$FKLHYHPHQW

Problem Statement 4 6WXGHQWV DUH QRW DZDUH RI H[SHFWHG JRDOV RI XSFRPLQJ DVVHV  
Root Cause 4 (YHQ WKRXJK D SURFHGXUH LV LQ SODFH DQG WHDFKHUV DUH JLYHQ JRDO  
Problem Statement 4 Areas 6WXGHQW \$FDGHPLF \$FKLHYHPHQW

Problem Statement 5 6WXGHQWV DUH QRW DZDUH RI H[SHFWHG RXWFRPHV  
Root Cause 5 16( KDV LPSOHPHQWHG WKH IRFDO ZDOO EXW QHGHV WR HQVXUH WKDW L

ZDONWKURXJKV SRZHU ZDONV DQG LQVWUXFWLRQDO ZDONV

Problem Statement 5Areas 6WXGHQW \$FDGHPLF \$FKLHYHPHQW

Problem Statement 6 (IIHFWLYH SODQQLQJ FRQWDLQLQJ DOO WKH FRPSRQHQWV LV ODFNLG

Root Cause 6 7HDFKHUV GR QRW VHH LW DV D SULRULW\ DQG GR QRW IROORZ WKH SOD

Problem Statement 6Areas 6WXGHQW \$FDGHPLF \$FKLHYHPHQW

Problem Statement 7 7KH 5HVSRQVH WR ,QWHUYHQWLRQ SURJUDP LV QRW EHLQJ XWLOLJH

Root Cause 7

Problem Statement 11 6WXGHQW DWWHQGDQFH UDWK KDV VWHDGLO\ GHFOLQHG DV WKH \H  
Root Cause 11 7KH DWWHQGDQFH FRPPLWVHH KDV IDLOHG WR IROORZ WKURXJK ZLWK W  
LQFHQWLYHV FRQIHUHQFHV HWF  
Problem Statement 11 Areas 3HUFHSWLRQV

Problem Statement 12 7HDFKHUV DOWKRXJK YDULRXV PHWKRGV DUH DYDLODEOH KDYH H[!  
Root Cause 12 7HDFKHUV HLWKHU DUH QRW DZDUH RU QHJOHFW WR UHYLHZ WKH FRPPX  
Problem Statement 12 Areas 3HUFHSWLRQV

# Comprehensive Needs Assessment Data Documentation

7KH IROORZLQJ GDWD ZHUH XVHG WR YHUL\ WKH FRPSUHKHQVLYH QHHGV DVVHV

Improvement Planning Data



## Support Systems and Other Data

- 2WKHU DGGLWLRQDO GDWD

# Goals

Goal 1: NSE will provide a safe, productive and healthy learning/working environment for students and staff.

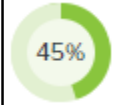
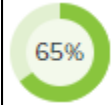
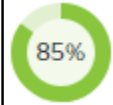




Performance Objective 1: 16 ( Z L O O S U R Y L G H U H J X O D U F R P P X Q L F D W L R Q U H F R J Q L W L R Q I R U V V

Evaluation Data Source(s) 1: 5 H P L Q G \$ 3 3

3 7 \$ 0 H H W L Q J V

1 R W H V ) O \ H U V 3 K R Q H F D O O V X W L O L ] L Q J 6 F K R R O 6 W D W X V D Q G 3 D U H Q W / L Q N

Summative Evaluation 1: 0 H W 3 H U I R U P D Q F H 2 E M H F W L Y H

Strategy Description	Monitor	Strategy's Expected Result/Impact	Reviews			
			Formative			Summative
			Oct	Dec	Feb	May
1) 1) Communication with parents will be accomplished by newsletters, parent phone calls, school website and with the Social Media updates.	Administrators, Office Staff, and Teachers					
Problem Statements: School Processes & Programs 2						
 1 5 W t a d i g Y X '  1 7 c b i b i Y # A c X ] z n i  1 B c D f c [ f Y g j						

Goal 1: 16( ZLOO SURYLGH D VDIH SURGXFWLYH DQG KHDOWK\ OHDUQLQJ ZRUNLQJ H'

Perceptions

Problem Statement 1: Student discipline referrals sent to the office have increased and the behaviors have not changed. Root Cause 1: Students are referred to office for minor offenses that could have been handled in the classroom as a teaching opportunity to model and change unwanted behaviors.

Goal 1: 16( ZLOO SURYLGH D VDIH SURGXFWLYH DQG KHDOWK\ OHDUQLQJ ZRUNLQJ H

Performance Objective 3: 16( ZLOO FUHDWH D KHDOWK\ HQYLURQPHQW VR VWDII DQG VWXGH

Evaluation Data Source(s) 3: 6WXGHQWV ZLOO XWLQJFKDUDFWHU HGXFDWLRQ VWUDWHJL ZLOO EH WDXJKW LQ WKH (QULFKPHQW 5RWDWLRQ DQG ZLOO EH FHOHEUDWHG

Summative Evaluation 3: 0HW 3HUIRUPDQFH 2EMHFWLYH

Strategy Description	Monitor	Strategy's Expected Result/Impact	Reviews			
			Formative			Summative
			Oct	Dec	Feb	May
1) Prevention of unwanted physical or verbal aggression, sexual harassment, and bullying will be integrated into the Foundations and CHAMPS behavior program along with the PONY P.R.I.D.E.	Foundations Team classroom teachers	Variety of activities completed by students				
2) Conduct sessions in classrooms on the topics of bullying, aggressive behavior, and sexual harassment	Counselor	Observation of consistency in implementation of TBSI				
3) Discipline team will work with concerns in area of school discipline in order to enhance an environment conducive to learning, Foundations program will be implemented.	Campus Administration, Foundations Team	Discipline team will make recommendation as evidenced by written report				
4) Train faculty on Texas Behavior Support Initiative (TBSI) Training to properly restrain students as needed.	Campus Administration, Foundations Team	Observation of consistency in implementation of TBSI				
5) Review cafeteria discipline plan and make recommendations for improvement	Foundations Team	Cafeteria guidelines developed & students demonstrate adherence to the plan.				
6) Continue to implement our Early Act/First Knight Character Education program and curriculum at NSE. Review discipline expectations and model the "K nightly" behavior at all grade levels.	EAFK Committee and Administrators	Monthly virtues will have an impact on student discipline and attitudes on campus.				

Goal 2: NSE will provide information and opportunities to assist students in preparing for college and careers.

Performance Objective 1: 16 ( Z L O O L Q F U H D V H V W X G H Q W W H D F K H U D Q G S D U H Q W D Z D U H Q H V V

Evaluation Data Source(s) 1: 6 W X G H Q W V Z L O O E H D Z D U H R I F R O O H J H D Q G F D U H H U F K R L F H V

Summative Evaluation 1: 0 H W 3 H U I R U P D Q F H 2 E M H F W L Y H

Goal 2 16( ZLOO SURYLGH LQIRUPDWLRQ DQG RSSRUWXQLWLHV WR DVVLVW VWXGHQV

Performance Objective 2 16( ZLOO FRQWLQXH WR SURYLGH WUDQVLWLRQDO RSSRUWXQLWLHV

Evaluation Data Source(s) 2 6WXGHQWV ZLOO EH DEOH WR PDNH WUDQVLWLRQV VPRRWKO\

Summative Evaluation 2 0HW 3HUIRUPDQFH 2EMHFWLYH

Strategy Description	Monitor	Strategy's Expected Result/Impact	Reviews			
			Formative			Summative
			Oct	Dec	Feb	May
1) Bilingual students will be provided an opportunity to transition to English by being immersed in an environment that promotes listening, speaking, reading, <del>Monitor</del> and learning in Spanish and English.						

Goal 2 16( ZLOO SURYLGH LQIRUPDWLRQ DQG RSSRUWXQLWLHV WR DVVLVW VWXGHQV

Performance Objective 3: (QVXUH FRXQVHORU V UROH UHWDLQV IRFXV RQ LPSOHPHQWDWLRQ GHYHORS\QJ VNLOOV WKH\ QHHG WR HQKDQFH WKHLU SHUVRQDO VRFLDO HPRWL

Evaluation Data Source(s) 3: 7KHUH ZLOO EH D UHGXFWRQ LQ WKH QXPEHU RI RIILFH UHIH

Summative Evaluation 3: ([FHHGHG 3HUIRUPDQFH 2EMHFWLYH

Strategy Description	Monitor	Strategy's Expected Result/Impact	Reviews
----------------------	---------	-----------------------------------	---------





### Goal 3: NSE will ensure student growth in tested areas.

Performance Objective 1: \$OO 16( VWXGHQWV ZLOO PHHW RU H[FHHG WKH VWDWH DYHUDJH L

Evaluation Data Source(s) 1: :KHQ FRPSDUHG WR ODVW \HDU V DVVHVVPHQW VFRUHV WKHU  
 (/ \$ 5HDGLQJ :ULWLQJ 0DWK DQG 6FLHQFH

Summative Evaluation 1: 0HW 3HUIRUPDQFH 2EMHFWLYH

Next Year's Recommendation 1: 3RVVLEOH DGGLWLRQ RI ORZHU JUDGH 6FLHQFH /DE WHDFKH

Strategy Description	Monitor	Strategy's Expected Result/Impact	Reviews	
			Formative	Summative
			Oct	

Student Academic Achievement

Problem Statement 3: Students are not aware of expected outcomes Root Cause 3: NSE has implemented the focal wall but needs to ensure that it is being utilized with fidelity and observed when personnel are conducting walkthroughs, power walks, and instructional walks.

School Processes & Programs

Problem Statement 3: Computer programs and technology resources are not being utilized with fidelity. Root Cause 3: Teacher training on the use of the programs (Kurzweil, etc.) and resources (lightspeed, etc.) is not a priority.


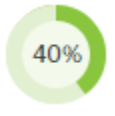
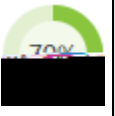

Goal 3: 16( Z L O O H Q V X U H V W X G H Q W J U R Z W K L Q W H V W H G D U H D V

Performance Objective 2: 16( F D P S X V D G P L Q L V W U D W R U V Z L O O P R Q L W R U V W X G H Q W S H U I R U P D

Evaluation Data Source(s) 2 : K H Q F R P S D U L Q J Y D U L R X V D V V H V V P H Q W V F R U H V I U R P O D V W \ F R X U V S H F L D O S R S X O D W L R Q

Summative Evaluation 2: 6 R P H S U R J U H V V P D G H W R Z D U G P H H W L Q J 3 H U I R U P D Q F H 2 E M H F W L

Next Year's Recommendation 2: & R Q W L Q X H W R P R Q L W R U L Q W H U Y H Q W L R Q V D Q G J U R Z W K I R U R S S R U W X Q L W L H V I R U W H D F K H U V

Strategy Description	Monitor	Strategy's Expected Result/Impact	Reviews			
			Formative			Summative
			Oct	Dec	Feb	May
1) Assess students and monitor progress in each subject with district assessments based on the district testing calendar. Special focus on ELL's, White and Spec. Ed. subpops.	All classroom teachers and instructional coaches	Pre-assessments & benchmark tests administered and scores disaggregated and utilized in planning				
Problem Statements: Student Academic Achievement 1, 4						
2) Disaggregate STAAR and assessment data and use information to determine: 1) Program strength						

## Performance Objective 2 Problem Statements

### Demographics

Problem Statement 2: North Shore Elementary continues to ensure that we have an effective Parent/Teacher Partnership. Root Cause 2: Parents do not see the value in building the partnership with the teacher.

### Student Academic Achievement

Problem Statement 1: Our Science scores have increased slightly over the last two years, but we continue to be below the district average. Root Cause 1: 5th grade Math/Science teachers need to take ownership of Science. It is not just the job of the Science Lab Teacher to ensure mastery of the concepts.

Problem Statement 3: Students are not aware of expected outcomes Root Cause 3: NSE has implemented the focal wall but needs to ensure that it is being utilized with fidelity and observed when personnel are conducting walkthroughs, power walks, and instructional walks.

Problem Statement 4: Effective planning containing all the components is lacking at NSE. Root Cause 4: Teachers do not see it as a priority and do not follow the plans that are in Eduphoria with fidelity.

### School Processes & Programs

Problem Statement 1: The Response to Intervention program is not being utilized effectively at NSE. Root Cause 1: There is a disconnect in the RTI Process between the Coordinator(s) and teachers. Teachers are not effectively trained to know what is expected of them. There is a lack of follow through on part of the Coordinator and the Teacher(s)

Goal 3: 16( ZLOO HQVXUH VWXGHQW JURZWK LQ WHVWHG DUHDV

Performance Objective 3: 'LVWULFW DQG FDP SXV ZLOO PHHW DOO VWDWH DQG IHGHUDO DFFR

Evaluation Data Source(s) 3: 7KH FDP SXV ZLOO PHHW VWDWH DFFRXQWDELOLW\ DQG V\VWH

Summative Evaluation 3: 6RPH SURJUHVV PDGH WRZDUG PHHWLQJ 3HUIRUPDQFH 2EMHFWL

Strategy Description	Monitor	Strategy's Expected Result/Impact
----------------------	---------	-----------------------------------

### Performance Objective 3 Problem Statements

Student Academic Achievement
Problem Statement 1: Our Science scores have increased slightly over the last two years, but we continue to be below the district average. Root Cause 1: 5th grade Math/Science teachers need to take ownership of Science. It is not just the job of the Science Lab Teacher to ensure mastery of the concepts.
Problem Statement 2: Students are not aware of expected goals of upcoming assessments, etc. Root Cause 2

Goal 4: NSE will ensure students are provided quality enrichment/extracurricular programs and encourage participation.

Performance Objective 1: 16 ( Z L O O L P S O H P H Q W D Q H Q U L F K P H Q W S U R J U D P W K D W D G G U H V V H V L Q 3 ( \$ U W 0 X V L F D Q G / L E U D U \

Evaluation Data Source(s) 1: 7 K H U H Z L O O E H D Q L Q F U H D V H L Q W K H Q X P E H U R I V W X G H Q W V : S D U W L F L S D W L Q J L Q S U R J U D P O D V W \ H D U

Summative Evaluation 1: 0 H W 3 H U I R U P D Q F H 2 E M H F W L Y H

Next Year's Recommendation 1: / R R N I R U Z D \ V W R L Q F R U S R U D W H 3 . L Q W R U R W D W L R Q G X H W

Strategy Description	Monitor	Strategy's Expected Result/Impact	Reviews			
			Formative			Summative
			Oct	Dec	Feb	May
1) Students will be provided with weekly instruction in						



Goal 4: 16( ZLOO HQVXUH VWXGHQWV DUH SURYLGHG TXDOLW\ HQULFKPHQW H[WUDFX

Performance Objective 2 , QFUHDVH VWXGHQW SDUWLFLSDWLRQ LQ H[WUD FXUULFXODU DFWL 5HF\FOLQJ 6WXGHQW &RXQFLO DQG (\$) . VHUYLFH JURXS HWF

Evaluation Data Source(s) 2 7KHUH ZLOO EH DQ LQFUHDVH LQ WKH QXPEHU RI VWXGHQWV : VWXGHQWV SDUWLFLSDWLQJ LQ H[WUD FXUULFXODU DFWLYLWLHV IURP ODVW \

Summative Evaluation 2 0HW 3HUIRUPDQFH 2EMHFWLYH

Strategy Description	Monitor	Strategy's Expected Result/Impact	Reviews			
			Formative			Summative
			Oct	Dec	Feb	May
1) 4th and 5th grade students will have the opportunity to participate in hand bells and honor choir.	Music Teacher	Students will perform in a fall and spring show.				
Problem Statements: Demographics 1, 2						
2) Students will have opportunities to participate in various extracurricular activities outside the classroom: choir, art club, hand bells, recycling, EAFK Service Group, Safety patrol as well as several district sponsored events: spelling bee, geography bee, rodeo art, choir, fast on facts, UIL academic meet, Olympiad, and Multimedia Festival.	Committee chairpersons	Participation by students in these activities				
Problem Statements: Demographics 1, 2						

Performance Objective 2 Problem Statements:

Demographics
Problem Statement 1: Campus Enrollment numbers have increased steadily over the last several years. Root Cause 1: The students attending North Shore Elementary on a Shared Residency Affidavit has increased over the last several years.
Problem Statement 2: North Shore Elementary continues to ensure that we have an effective Parent/Teacher Partnership. Root Cause 2: Parents do not see the value in building the partnership with the teacher.

Goal 5: NSE will have a 97% or higher staff attendance rate.

Performance Objective 1: 16 ( Z L O O R I I H U L Q F H Q W L Y H V D Q G H Q F R X U D J H P H Q W W R D W W D L Q D \

Evaluation Data Source(s) 1: \$ W W H Q G D Q F H \$ F W L R Q 3 O D Q

Summative Evaluation 1: ([ F H H G H G 3 H U I R U P D Q F H 2 E M H F W L Y H

## Perceptions

Problem Statement 2: Student attendance rate has steadily declined as the year progresses. Root Cause 2: The attendance committee has failed to follow through with the implementation of the attendance plan for each of the six weeks concerning incentives, conferences, etc.

Problem Statement 3: Teachers, although various methods are available, have expressed concern that communication is not effective. Root Cause 3: Teachers either are not aware or neglect to review the communication methods (Email, week at a glance, remind group messages, etc.)

Goal 6: NSE will provide opportunities for parental/community involvement and business partnerships.

Performance Objective 1: 16 ( Z L O O F R Q W L Q X H W R L P S U R Y H S D U H Q W L Q Y R O Y H P H Q W F R P P X Q I  
G H F L V L R Q P D N L Q J

Evaluation Data Source(s) 1:

## School Processes & Programs

Problem Statement 2: Even though available through several methods, parental concern about effective communication is still a concern. Root Cause 2: Parents are not aware of all the various methods that they have to communicate effectively with the teacher (conduct folder, remind app, moodle page, school status, parent/teacher conferences, etc.).

Goal 6: 16( Z L O O S U R Y L G H R S S R U W X Q L W L H V I R U S D U H Q W D O F R P P X Q L W \ L Q Y R O Y H P H Q

Performance Objective 2: 16( Z L O O L Q F U H D V H S D U H Q W L Q Y R O Y H P H Q W D Q G Y R O X Q W H H U R S S R Y R O X Q W H H U V

Evaluation Data Source(s) 2 : H Z L O O V H H D Q L Q F U H D V H L Q S D U H Q W D O L Q Y R O Y H P H Q W L Q Y

Summative Evaluation 2: 0 H W 3 H U I R U P D Q F H 2 E M H F W L Y H

Strategy Description	Monitor	Strategy's Expected Result/Impact	Reviews			
			Formative			Summative
			Oct	Dec	Feb	May
1) Welcome parents to Open House, STEAM, PTA, Parent Volunteer Program, and Adult Education classes	Administrators and Staff	Improved communication between home, community, and school Parent Surveys				

## School Processes & Programs

Problem Statement 2: Even though available through several methods, parental concern about effective communication is still a concern. Root Cause 2: Parents are not aware of all the various methods that they have to communicate effectively with the teacher (conduct folder, remind app, moodle page, school status, parent/teacher conferences, etc.).

# Goal 7: NSE will ensure high quality staff is employed.

Performance Objective 1: 16 ( Z L O O S U R Y L G H S U R I H V V L R Q D O G H Y H O R S P H Q W R U D O O R Z W H D F F S H U I R U P D Q F H

Evaluation Data Source(s) 1: 6 W X G H Q W D F K L H Y H P H Q W Z L O O L Q F U H D V H

Summative Evaluation 1: 0 H W 3 H U I R U P D Q F H 2 E M H F W L Y H

Strategy Description	Monitor	Strategy's Expected Result/Impact	Reviews			
			Formative			Summative
			Oct	Dec	Feb	May
1) Allow teachers to attend workshops /service during the day as requested to increase expertise in all content areas including how to serve our special populations.	Principal	Teacher and student success				
Problem Statements: Student Academic Achievement 4 - Perceptions 3						
2) Provide opportunities for teachers and staff to give input regarding campus and classroom needs related to achieving or increasing student success. ( CPAC, grade level meetings, committee meetings, etc. )	administrators, Teachers, and Campus and District Specialists	Teacher and Student success.				
Problem Statements: Student Academic Achievement 4 - School Processes & Programs 3 - Perceptions 3						
3) Implement CPI and TBSI training	District personnel and administrators	Staff will implement strategies learned				
Problem Statements: Student Academic Achievement 3, 4 - Perceptions 1, 3						
1 5 W a d j g Y X  1 7 c b j b i Y A c X J m  1 B c D f c [ f Y g j  1 8 j g v b j b i Y						

## Performance Objective 1 Problem Statements:

Student Academic Achievement
Problem Statement 3: Students are not aware of expected outcomes Root Cause 3: NSE has implemented the focal wall but needs to ensure that it is being utilized with fidelity and observed when personnel are conducting walkthroughs, power walks, and instructional walks.
Problem Statement 4: Effective planning containing all the components is lacking at NSE. Root Cause 4: Teachers do not see it as a priority and do not follow the plans that are in Eduphoria with fidelity.



### School Processes & Programs

Problem Statement 3: Computer programs and technology resources are not being utilized with fidelity. Root Cause 3: Teacher training on the use of the programs (Kurzweil, etc.) and resources (lightspeed, etc.) is not a priority.

### Perceptions

Problem Statement 1: Student discipline referrals sent to the office have increased and the behaviors have not changed. Root Cause 1: Students are referred to office for minor offenses that could have been handled in the classroom as a teaching opportunity to model and change unwanted behaviors.

Problem Statement 3: Teachers, although various methods are available, have expressed concern that communication is not effective. Root Cause 3: Teachers either are not aware or neglect to review the communication methods (Email, week at a glance, remind group messages, etc.)

Goal 7: 16( ZLOO HQVXUH KLJK TXDOLW\ VWDII LV HPSOR\HG

Performance Objective 2: 16( ZLOO HQKDQFH SURJUDPV WKDW LQFUHDVH GLVWULFW V OHDGH

Evaluation Data Source(s) 2 :H ZLOO VHH DQ LQFUHDVH LQ WHDFKHU OHDGHUVKLS VNLOOV

Summative Evaluation 2 0HW 3HUIRUPDQFH 2EMHFWLYH

Strategy Description	Monitor	Strategy's Expected Result/Impact	Reviews			
			Formative			Summative
			Oct	Dec	Feb	May
1) Provide opportunities for teachers to participate in Aspiring Administrator Academy.	Administrators and teachers	Increased leadership skills on campus				

Goal 7: 16( ZLOO HQVXUH KLJK TXDOLW\ VWDII LV HPSOR\HG

Performance Objective 3: 16( ZLOO SURYLGH RSSRUWXQLWLHV IRU WHDFKHUV DQG VWDII WR DQG RU LQFUHDVLQJ VWXGHQW VXFFHVV

Evaluation Data Source(s) 3: 6WXGHQW DFKLHYHPHQW ZLOO LQFUHDVH

Summative Evaluation 3: ([FHHGHG 3HUIRUPDQFH 2EMHFWLYH

Strategy Description	Monitor	Strategy's Expected Result/Impact	Reviews			
			Formative			Summative
			Oct	Dec	Feb	May
1) Provide opportunities for teachers and staff to discuss campus and classroom needs during grade level meetings	Administrators	Needs addressed and increased student achievement				
Problem Statements: Perceptions 3						

Performance Objective 3 Problem Statements:

Perceptions
Problem Statement 3: Teachers, although various methods are available, have expressed concern that communication is not effective. Root Cause 3: Teachers either are not aware or neglect to review the communication methods (Email, week at a glance, remind group messages, etc.)

Goal 7: 16( ZLOO HQVXUH KLJK TXDOLW\ VWDII LV HPSOR\HG

Performance Objective 4: 16( ZLOO PDLQWDLQ FRPSOLDQFH ZLWK DOO +LJKO\ 4XDOLILHG UHT

Evaluation Data Source(s) 4: 7KH FDP SXV PHHWV DOO WKH +LJKO\ 4XDOLILHG UHTXLUHPHQV

Summative Evaluation 4: ([FHHGHG 3HUIRUPDQFH 2EMHFWLYH

Strategy Description	Monitor	3 ПВЕОНЬ емдмнънѣмл Strategy's Expected Result/Impact	Reviews			
			Formative			Summative
			Oct	Dec	Feb	May
1) 100% of teachers and paraprofessionals hired are North Shore Elementary will be highly qualified as defined as defined by NCLB	Principal	Highly qualified teachers and paraprofessionals employed				
Problem Statements: Perceptions 3						
1'5Wta d'g\YX' → 1'7cbh]bi Y#A cX]Zni  1'Bc Dfc[ fYgg'  1'8]gWbh]bi Y						

Performance Objective 4 Problem Statements:

Goal 7:

### Student Academic Achievement

Problem Statement 2: Students are not aware of expected goals of upcoming assessments, etc. Root Cause 2: Even though a procedure is in place and teachers are given goal setting cards they are not followed with fidelity.

Problem Statement 3: Students are not aware of expected outcomes Root Cause 3: NSE has implemented the focal wall but needs to ensure that it is being utilized with fidelity and observed when personnel are conducting walkthroughs, power walks, and instructional walks.

Problem Statement 4: Effective planning containing all the components is lacking at NSE. Root Cause 4: Teachers do not see it as a priority and do not follow the plans that are in Eduphoria with fidelity.

### Perceptions

Problem Statement 1: Student discipline referrals sent to the office have increased and the behaviors have not changed. Root Cause 1: Students are referred to office for minor offenses that could have been handled in the classroom as a teaching opportunity to model and change unwanted behaviors.

Problem Statement 3: Teachers, although various methods are available, have expressed concern that communication is not effective. Root Cause 3: Teachers either are not aware or neglect to review the communication methods (Email, week at a glance, remind group messages, etc.)

Goal 7: 16( ZLOO HQVXUH KLJK TXDOLW\ VWDII LV HPSOR\HG

Performance Objective 6: 16( ZLOO FRQWLQXH WR LPSOHPHQW VWUDWHJLHV WR DGGUHVV WK

Evaluation Data Source(s) 6: 7HDFKHU UHWHQWLRQ UDWH ZLOO LQFUHDVH ZKHQ FRPSDUHG

Summative Evaluation 6: 0HW 3HUIRUPDQFH 2EMHFWLYH

Strategy Description	Monitor	Strategy's Expected Result/Impact	Reviews			
			Formative			Summative
			Oct	Dec	Feb	May
1) Establish a committee to plan and implement monthly team building, monthly activities and incentives for our faculty and staff.	Principal and Leadership team	Increased teacher attendance and retention rate.				
Problem Statements: Student Academic Achievement 3 - Perceptions 1, 2, 3						

Performance Objective 6 Problem Statements:

Student Academic Achievement
Problem Statement 3: Students are not aware of expected outcomes Root Cause 3: NSE has implemented the focal wall but needs to ensure that it is being utilized with fidelity and observed when personnel are conducting walkthroughs, power walks, and instructional walks.





Goal 8 16( ZLOO SURYLGHG VXSHULRU RSHUDWLRQDO VHUYLFHV WR EHVW VXSSRUW

Goal 8

Goal 8 16( Z L O O S U R Y L G H G V X S H U L R U R S H U D W L R Q D O V H U Y L F H V W R E H V W V X S S R U W

Performance Objective 4: 16( Z L O O P D L Q W D L Q W K H D O O R F D W L R Q R I D Y D L O D E O H U H V R X U F H V J U R Z W K

Evaluation Data Source(s) 4: 6 W X G H Q W D F K L H Y H P H Q W Z L O O L Q F U H D V H

Summative Evaluation 4: 0 H W 3 H U I R U P D Q F H 2 E M H F W L Y H

Strategy Description	Monitor	Strategy's Expected Result/Impact	Reviews			
			Formative			Summative
			Oct	Dec	Feb	May
1) CPAC will meet and review the budget to ensure allocation of available resources to maximize student achievement and ensure accommodation of student growth.	Principal, CPAC, Principal Secretary	Money is allocated to meet the needs of students.				
Problem Statements: Demographics 2						
2) Provide budget updates to CPA C to ensure that it is aligned to Campus Improvement Plan	Administrators, CPA C, and Secretary	CPA C Minutes				
Problem Statements: Demographics 2 - Perceptions 3						
1 5 W t a d i g Y X '                   1 7 c b i j b i Y # A c X i Z n i                  1 8 j g v z b i j b i Y						

Performance Objective 4 Problem Statements:

Demographics
Problem Statement 2: North Shore Elementary continues to ensure that we have an effective Parent/Teacher Partnership. Root Cause 2: Parents do not see the value in building the partnership with the teacher.
Perceptions
Problem Statement 3: Teachers, although various methods are available, have expressed concern that communication is not effective. Root Cause 3: Teachers either are not aware or neglect to review the communication methods (Email, week at a glance, remind group messages, etc.)

Goal 8 16( Z L O O S U R Y L G H G V X S H U L R U R S H U D W L R Q D O V H U Y L F H V W R E H V W V X S S R U W

Performance Objective 5: 16( Z L O O F R Q W L Q X H W R S U R Y L G H H [ F H O O H Q W F X V W R P H U V H U Y L F H

Evaluation Data Source(s) 5:

Summative Evaluation 5: 0 H W 3 H U I R U P D Q F H 2 E M H F W L Y H

Strategy Description	Monitor	Strategy's Expected Result/Impact	Reviews			
			Formative			Summative
			Oct	Dec	Feb	May
1) Providing training to office personnel on appropriate customer relations in dealing with the stakeholders of the campus.	Administrators	Provide an environment where stakeholders feel that they are a valuable asset to the decision making process				
Problem Statements: Demographics 2 - Perceptions 3						
2) Provide training to teachers and office staff to equip them to be effective communicators with the stakeholders of NSE.	Administrators	Ensure that the stakeholders are communicated with effectively and in a timely manner that is consistent with the district expectation of "No more than 24".				
Problem Statements: Demographics 2 - School Processes & Programs 2 - Perceptions 3						
→  ×						

Performance Objective 5 Problem Statements:

Demographics
Problem Statement 2: North Shore Elementary continues to ensure that we have an effective Parent/Teacher Partnership. Root Cause 2: Parents do not see the value in building the partnership with the teacher.
School Processes & Programs
Problem Statement 2: Even though available through several methods, parental concern about effective communication is still a concern. Root Cause 2: Parents are not aware of all the various methods that they have to communicate effectively with the teacher (conduct folder, remind app, moodle page, school status, parent/teacher conferences, etc.).
Perceptions
Problem Statement 3: Teachers, although various methods are available, have expressed concern that communication is not effective. Root Cause 3: Teachers either are not aware or neglect to review the communication methods (Email, week at a glance, remind group messages, etc.)

Goal 9. NSE will achieve a 97.2% or higher student attendance rate, utilizing the \$4060.00 Attendance Incentive Plan allotment.

Performance Objective 1: , QFUHDVH VWXGHQW DWWHQGDQFH SHUFHQWDJH WR RU KLJKH

Evaluation Data Source(s) 1: , QFUHDVHG VWXGHQW DWWHQGDQFH RQ 3(,06 5HSRUW

Summative Evaluation 1: 0HW 3HUIRUPDQFH 2EMHFWLYH

Targeted or ESF High Priority

Strategy Description	Monitor	Strategy's Expected Result/Impact	Reviews			
			Formative			Summative
			Oct	Dec	Feb	May
1) Provide incentives to targeted students from list who had two or fewer absences in the 2nd 6 weeks or perfect attendance. (Popcorn & Pickle Party)  The \$250 Spent on the Popcorn, Pickles, and Drinks are						

Goal 9.

Goal 9: 16( Z L O O D F K L H Y H D R U K L J K H U V W X G H Q W D W W H Q G D Q F H U D W H X W L O L J L

Performance Objective 3: , Q F U H D V H V W X G H Q W D W W H Q G D Q F H S H U F H Q W D J H W R R U K L J K H I

Evaluation Data Source(s) 3: , Q F U H D V H G V W X G H Q W D W W H Q G D Q F H R Q 3(, 0 6 5 H S R U W

Summative Evaluation 3: 0 H W 3 H U I R U P D Q F H 2 E M H F W L Y H

Targeted or ESF High Priority

Strategy Description	Monitor	Strategy's Expected Result/Impact	Reviews			
			Formative			Summative
			Oct	Dec	Feb	May
1) Parent conferences and contracts with students that are below the 90% mark utilizing RAA WEE to identify the students and School Status to make the appointments to meet with the parent/guardian.	J Husband C Garcia	To proactively intervene in the attendance of the student				

Goal 9: 16 ( Z L O O D F K L H Y H D R U K L J K H U V W X G H Q W D W W H Q G D Q F H U D W H X W L O L J L

Performance Objective 4: , Q F U H D V H V W X G H Q W D W W H Q G D Q F H S H U F H Q W D J H W R R U K L J K H I

Evaluation Data Source(s) 4: , Q F U H D V H G V W X G H Q W D W W H Q G D Q F H R Q 3 ( , 0 6 5 H S R U W

Summative Evaluation 4: 0 H W 3 H U I R U P D Q F H 2 E M H F W L Y H

Targeted or ESF High Priority

Strategy Description	Monitor	Strategy's Expected Result/Impact	Reviews			
			Formative			Summative
			Oct	Dec	Feb	May
1) Conferencing with parents of students that have attendance concerns using RAA WEE and School Status	J Husband C. Garcia	Problem Statement: Parents Schedule vacation days around the school holiday calendar.  Expected Outcome: Increase in student attendance during these times.				
2) Provide ice cream for perfect attendance students as well as students on the target list with 3 or fewer absences.	E Perez J Husband K Wells C Garcia					
Funding Sources: 199 - Attendance Incentive Allocation - 250.00						
1 '5 W t a d' g \ Y X'  1 '7 c b l j b i Y # A c X J n i  1 ' B c D f c [ f Y g g '  1 ' 8 j g W b l j b i Y						



Goal 9: 16( Z L O O D F K L H Y H D R U K L J K H U V W X G H Q W D W W H Q G D Q F H U D W H X W L O L J L


Performance Objective 5: , Q F U H D V H V W X G H Q W D W W H Q G D Q F H S H U F H Q W D J H W R R U K L J K H I

Evaluation Data Source(s) 5: , Q F U H D V H G V W X G H Q W D W W H Q G D Q F H R Q 3 ( , 0 6 5 H S R U W

Summative Evaluation 5: 0 H W 3 H U I R U P D Q F H 2 E M H F W L Y H

Targeted or ESF High Priority

Strategy Description	Monitor	Strategy's Expected Result/Impact	Reviews			
			Formative			Summative
			Oct	Dec	Feb	May
1) Perfect M						



# 7 L W O H , 6 F K R R O Z L G H ( O H P H Q W V

## ELEMENT 1. SWP COMPREHENSIVE NEEDS ASSESSMENT (CNA)

### 1.1: Comprehensive Needs Assessment

Our campus met on \$ S U L O W K R X U 6 D W X G J G D \ C N A P R O C E S S . F o u r c o m m i t t e e s were established and met individually before 0 D \ . Each team reviewed the data (parent, student,

(VPHUDOGD 3HUBU]LQFLSDO

HSUHUH]#JDOHQDSD FRP

\$PHOLD &DUGHQBDFKHU

\$FDUGHQDV#JDOHQDSDUNLWGF7RFD FKHU

QDWDOLH 7XWKZIDDFKHU

QWXWKLOO#JDOHQDSDUNLWGF7RFD FKHU

/DXUD 5DPLUH]7HDFKHU

QDWDOLH 7XWKZIDDFKHU  
&6&DPSXV3URIHVVLRQDO  
6WDII

-XG\ +ROEURRN'LVWULFW 5HS

MKROEURRN#JDOHQDSDUNLWGF7RFD 3URIHVVLRQDO

\$OHFLD :LQHEUHLQVNLQOV

DZLQHEUHQQU#JDOHQDSDUNLWGF7RFD

6DUD /RSH]

*6DUD*

(VPHUDOGD 3HUBU]LQFLSDO

[HSHUH\]#JDOHQDSD](#) FRP

\$OHFLD :LQHEUHLQAVNULO OV

DZLQHEUHQQU#JDOHQDSDRURPLVIGDFRPIU

6DUD /RSH] 7HDFKHU

V\PEHUW#JDOHQDSDUNLWGR RRP7HDFKHU

.LPEHUO\ :HOOV\$VVLVWDQW 3UNZFIOSDQ#JDOHQDSD\$GR LQG VVRUPDWRU

0RQHVKHD 'DL3DUHQW

3DUHQW

0HOLVVD 0RUHQ3DUHQW

3DUHQW

&DURO <RXHQV

those students that are at the meets level to maximize their potential; our interventionist provides dyslexic services for those identified in need. Our campus instructional coaches provide intervention support to teachers as well as to students throughout the year. Our school counselor provides students emotional support and guidance whenever needed. We provide a brighter bites nutritional program to assist parents with attaining healthy vegetables to serve to the students and provide free breakfast, lunch, and an after school meal for students.

2.5: Increased learning time and well-rounded education

Master schedule is created to ensure that every subject meets the state mandated amount of instructional time. Teachers ensure all lessons are planned and prepared to maximize instructional time. After school tutorials and Saturday tutorials will be offered to all students. Students will attend Music, Art, PE, Early Act First K night, and Library to ensure a well-rounded education to hone and develop their other talents. Extra-curricular activities will be available for students including, but not limited to: boys club, girls club, honor choir, robotics, and UIL Elementary Academic Meet

2.6: Address needs of all students, particularly at-risk

North Shore is a Title I school due to our low socio-economic status. We have a large number of at risk learners that come to us with many needs such as

- Limited English proficient,
- Learning disabilities
- Family and health issues
- Low mobility rate
- Retainees



- Principal Potlucks
- Briter Bites
- Nutritional Classess
- STREAM Night

